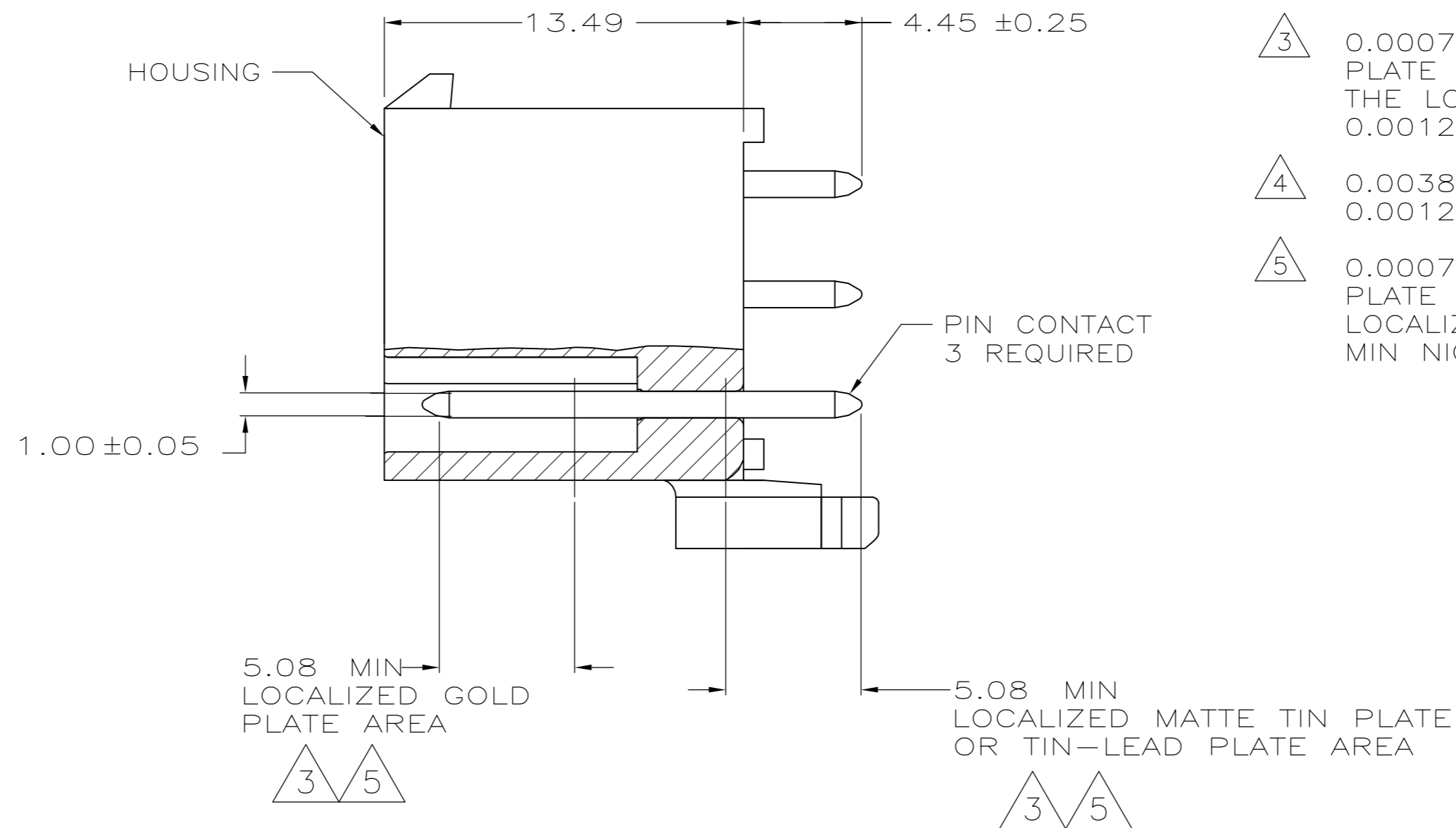
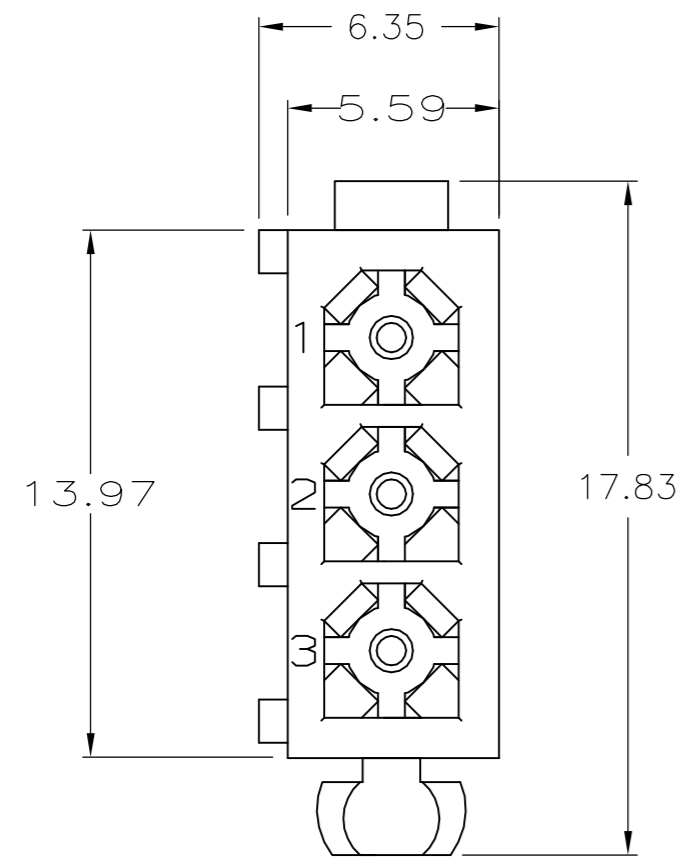
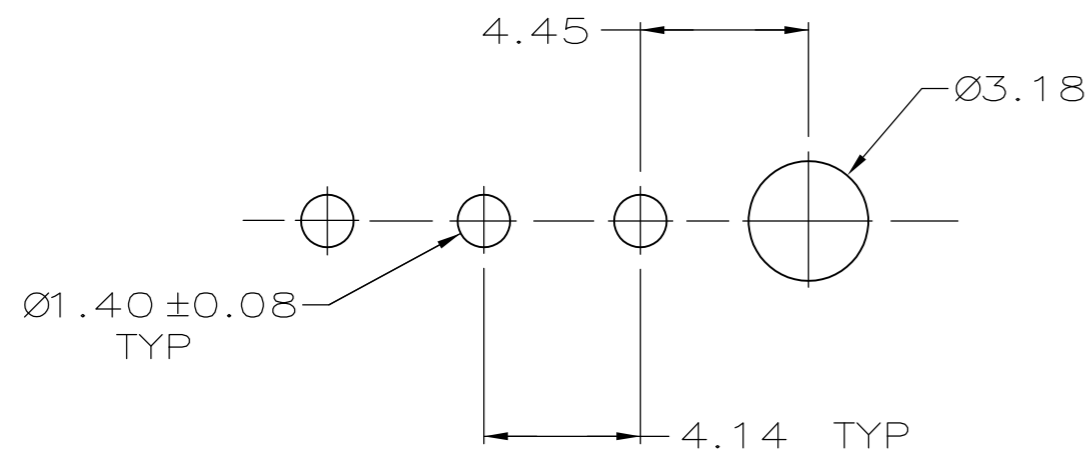


THIS DRAWING IS UNPUBLISHED. RELEASED FOR PUBLICATION
 © COPYRIGHT - By - ALL RIGHTS RESERVED.

LOC		DIST		REVISIONS			
P	LTR	DESCRIPTION		DATE	DWN	APVD	
CM	0	M		REVISED PER ECR-15-010337	22JUL2015	RK	SC



- 1 PINS TO COMPLY WITH AMP SOLDERABILITY SPEC. 109-11-3.
- 2 0.00381 MIN MATTE TIN LEAD PLATE OVER 0.00127 MIN NICKEL.
- 3 0.00076 MIN GOLD PLATE IN THE LOCALIZED PLATE AREA, 0.00381 MATTE TIN LEAD IN THE LOCALIZED PLATE AREA, BOTH OVER 0.00127 MIN NICKEL.
- 4 0.00381 MIN MATTE TIN PLATE OVER 0.00127 MIN NICKEL.
- 5 0.00076 MIN GOLD PLATE IN THE LOCALIZED PLATE AREA, 0.00381 MATTE TIN IN THE LOCALIZED PLATE AREA, BOTH OVER 0.00127 MIN NICKEL.



RECOMMENDED LAYOUT FOR 1.57 THICK BOARD
 TOLERANCES NON-ACCUMULATIVE

BRASS, TIN	4	NYLON, UL94V-0	BLACK	5-770170-0
BRASS, GOLD	5	NYLON, UL94V-0	WHITE	1-770170-1
BRASS, TIN	4	NYLON, UL94V-0	WHITE	1-770170-0
BRASS, GOLD	3	NYLON, UL94V-0	WHITE	770170-2
BRASS, TIN-LEAD	2	NYLON, UL94V-0	WHITE	770170-1
MATERIAL	FINISH	MATERIAL	COLOR	PART NO.

DIMENSIONS:		TOLERANCES UNLESS OTHERWISE SPECIFIED:		PIN		HOUSING	
mm		0 PLC	± -	DWN	S CARPENTER	08JUN05	
		1 PLC	± -	CHK	R JONES	28JUL2003	
		2 PLC	± 0.13	APVD	R JONES	28JUL2003	
		3 PLC	± -	PRODUCT SPEC	R JONES	28JUL2003	
		4 PLC	± -	APPLICATION SPEC			
		ANGLES	± -	WEIGHT			
MATERIAL	FINISH			CUSTOMER DRAWING			

STE TE Connectivity

HEADER ASSEMBLY, 3 CKT,
 MINI UNIVERSAL MATE-N-LOK

SIZE	CAGE CODE	DRAWING NO	RESTRICTED TO
A2	00779	C=770170	-
SCALE	1:1	SHEET	1 OF 1
REV	M		